

Medicaid Autism Services

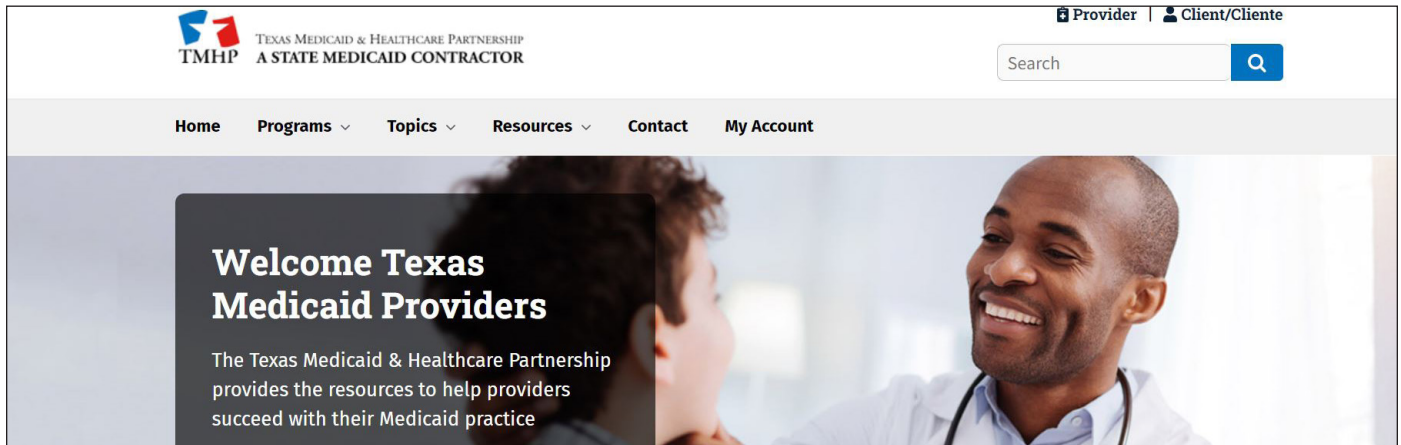
**Licensed Behavior Analyst (LBA) Online
Provider Lookup (OPL) with Texas Medicaid &
Healthcare Partnership (TMHP)**



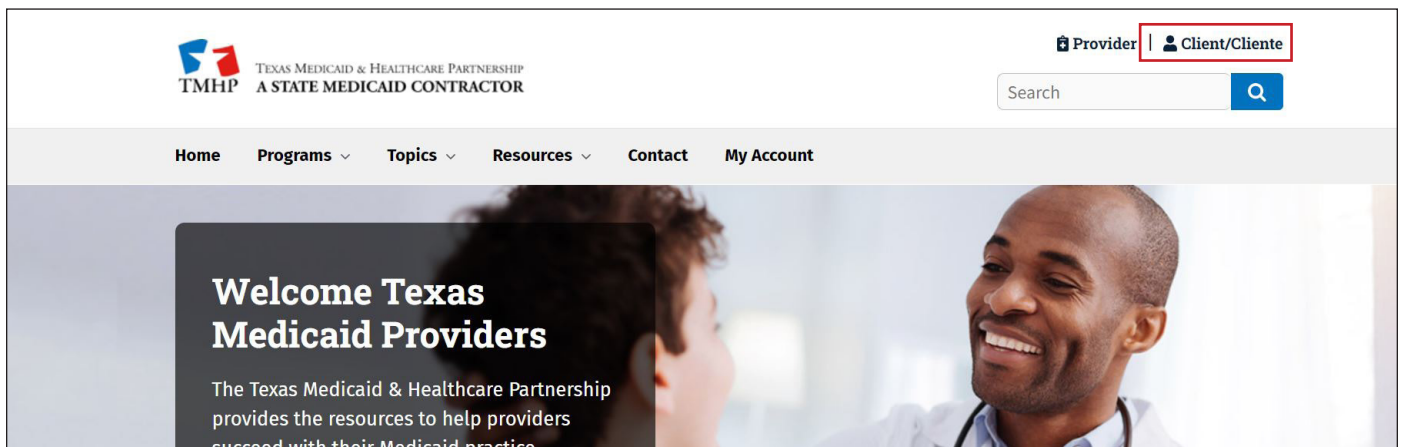
Online Provider Lookup (OPL)

Clients and providers use the TMHP OPL to search provider listings. Search results are based on information entered by the user and include the physical address and contact information for all providers who meet the criteria.

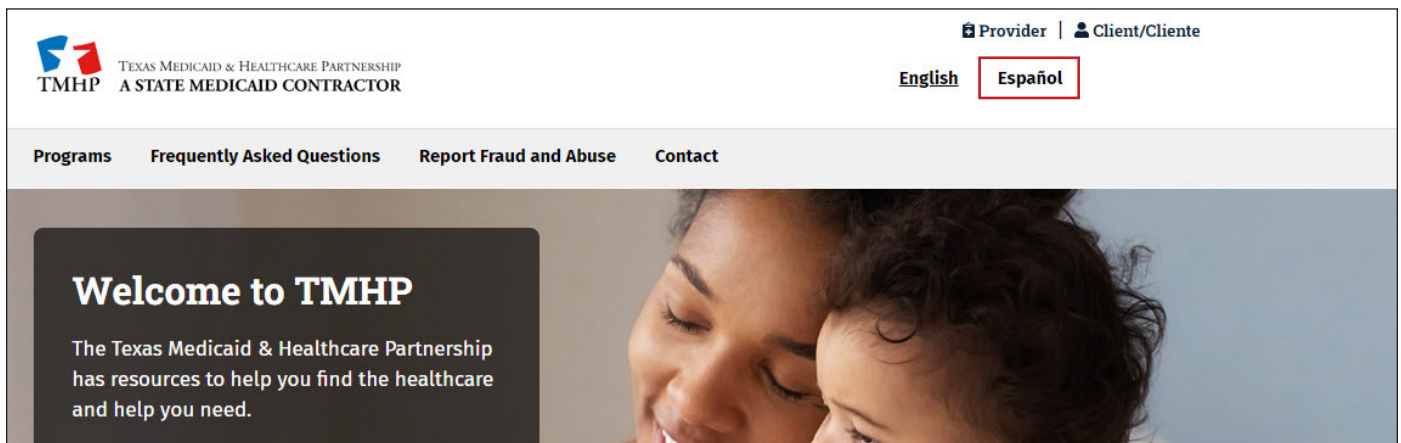
- 1) Go to www.tmhp.com.



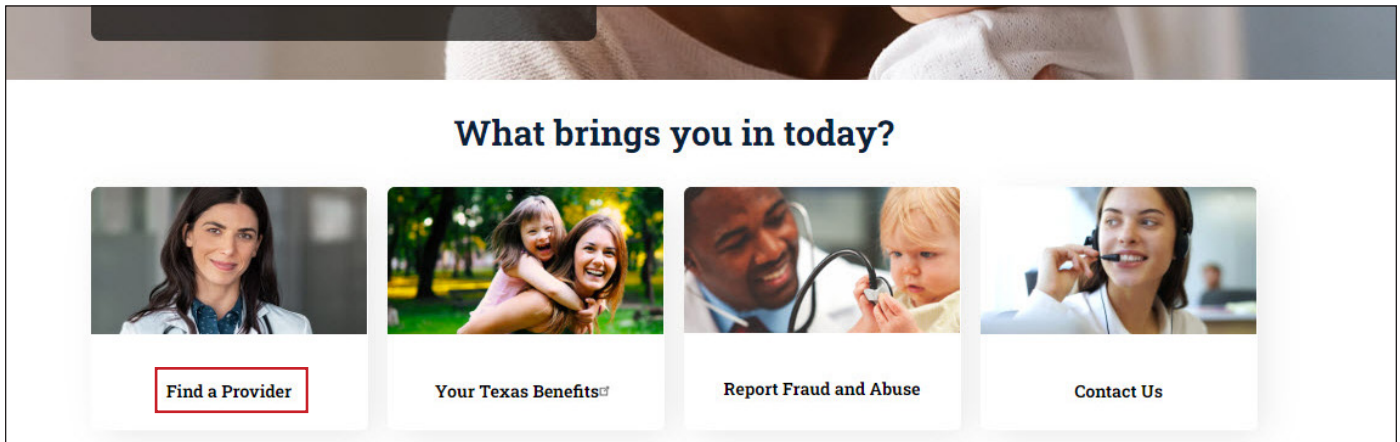
- 2) Click **Client/Cliente**.



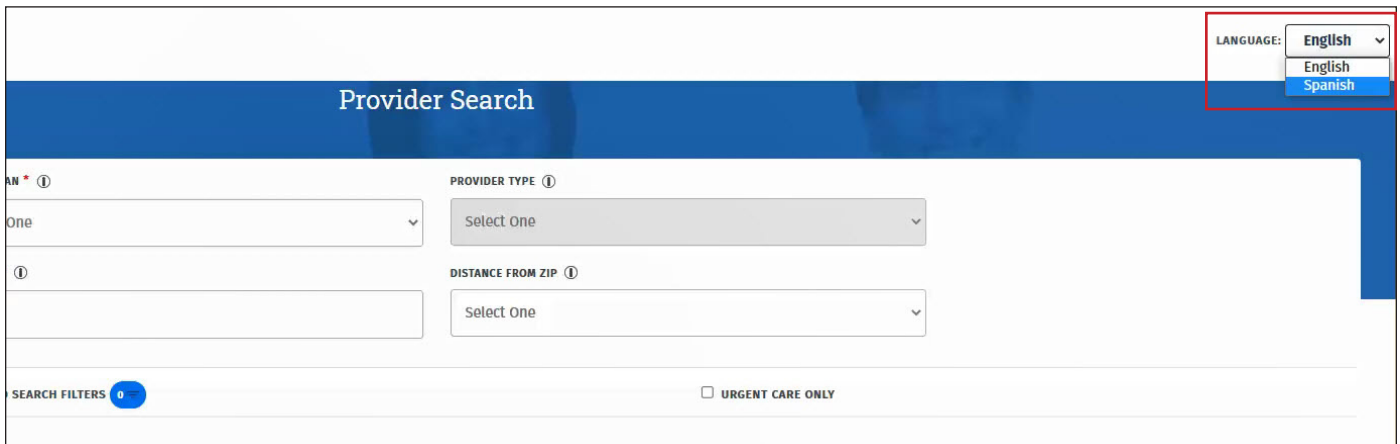
- 3) To view the website in Spanish, click **Español**.



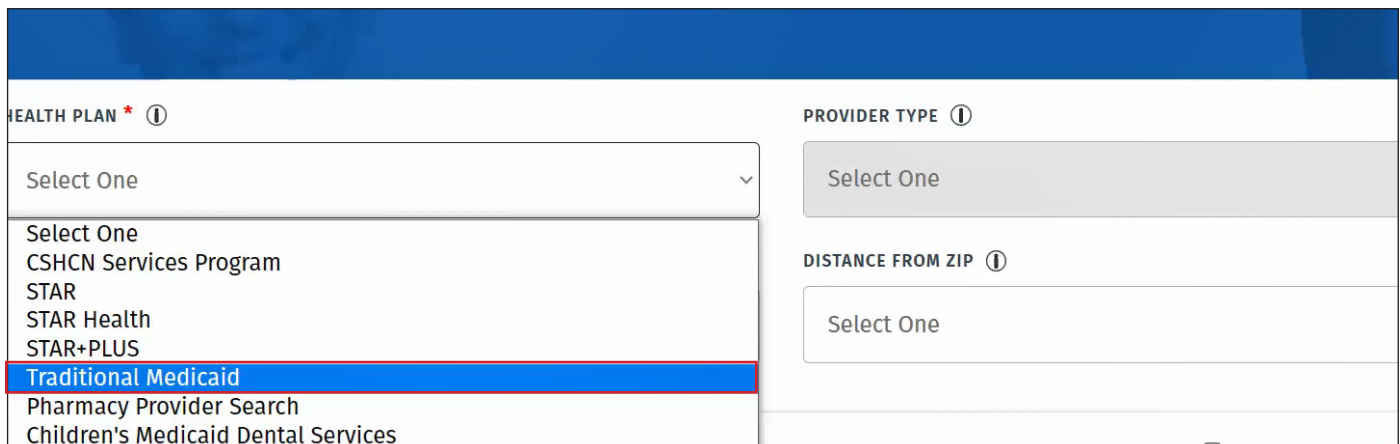
4) Click **Find a Provider**.



5) To view the OPL in Spanish, select **Spanish** from the Language drop-down box.



6) Select **Traditional Medicaid** from the Health Plan drop-down.



7) Enter the ZIP Code.

The screenshot shows the 'Provider Search' interface. It features several input fields: 'HEALTH PLAN *' with a dropdown menu set to 'Select One'; 'PROVIDER TYPE' with a dropdown menu set to 'Select One'; 'ZIP CODE *' with a text input field containing '12345', which is highlighted with a red border; and 'DISTANCE FROM ZIP' with a dropdown menu set to 'Select One'. At the bottom, there is an 'ADVANCED SEARCH FILTERS' button with a '0' indicator and an 'URGENT CARE ONLY' checkbox.

8) Select **Specialist** from the Provider Type drop-down.

This screenshot shows the 'Provider Search' form with the 'PROVIDER TYPE' dropdown menu open. The 'HEALTH PLAN *' dropdown is now set to 'Traditional Medicaid' and the 'ZIP CODE *' field contains '78259'. The dropdown menu for 'PROVIDER TYPE' lists several options: 'Select One', 'Hospital/Facility', 'Mental Health Services', 'Primary Care Provider', 'Specialist' (highlighted with a blue bar and a red border), 'THSteps Dental', 'THSteps Medical', and 'Vision'. The 'URGENT CARE ONLY' checkbox is visible at the bottom right.

9) Select the number of miles from the ZIP Code entered under the Distance From ZIP drop-down.

This screenshot shows the 'Provider Search' form with the 'DISTANCE FROM ZIP' dropdown menu open. The 'HEALTH PLAN *' dropdown is 'Traditional Medicaid', the 'ZIP CODE *' field is '78259', and the 'PROVIDER TYPE' dropdown is set to 'Specialist'. The 'DISTANCE FROM ZIP' dropdown menu lists options: 'Select One', '5 Miles', '15 Miles', '30 Miles' (highlighted with a blue bar and a red border), '75 Miles', and '200 Miles'. The 'URGENT CARE ONLY' checkbox is at the bottom right.

10) Click the “Advanced Search Filters” blue button.

The screenshot shows the 'Provider Search' interface. At the top, there are four dropdown menus: 'HEALTH PLAN *' set to 'Traditional Medicaid', 'PROVIDER TYPE' set to 'Specialist', 'ZIP CODE *' set to '78259', and 'DISTANCE FROM ZIP' set to '30 Miles'. Below these is a blue button labeled 'ADVANCED SEARCH FILTERS' with a '0' and a dropdown arrow, which is highlighted with a red box. To the right of this button is a checkbox labeled 'URGENT CARE ONLY'.

11) Click **Provider Options**.

The screenshot shows the 'Provider Search' interface with the 'Provider Options' menu open. The menu items are 'Provider Options' (with a plus icon), 'Patient Preferences' (with a person icon), 'Additional Options' (with a plus icon), and 'Print' (with a printer icon). The 'Provider Options' item is highlighted with a red box. The background search filters remain the same as in the previous screenshot.

12) Select **Licensed behavior analyst** from the Provider Specialty drop-down.

This is a close-up of the 'Provider Options' dialog box. It contains two dropdown menus: 'PROVIDER SPECIALTY' and 'PROVIDER SUBSPECIALTY', both currently set to 'Select One'. The 'PROVIDER SPECIALTY' dropdown is open, showing a list of specialties. 'Licensed behavior analyst' is highlighted with a blue selection bar and a red box. Other visible specialties include 'In-home Hyperalimentation Supplies', 'Independent Laboratory', 'Individual Physical Therapist', and 'Internal Medicine'. The background shows the search filters from the previous steps.

13) Click **Apply Filters**.

The screenshot shows the 'Provider Search' page with a 'Provider Options' modal open. The modal has three sections: 'PROVIDER SPECIALTY' with a dropdown menu showing 'Licensed behavior analyst', 'PROVIDER SUBSPECIALTY' with a dropdown menu showing 'Select One', and 'PROVIDER NAME (Last Name or Company Name)' with a text input field containing 'Enter Provider Name'. At the bottom of the modal, there are three buttons: 'Apply Filters' (highlighted with a red box), 'Clear Filters', and 'Cancel'. In the background, the search filters are visible: 'HEALTH PLAN' is 'Traditional Medicaid', 'ZIP CODE' is '78259', and 'ADVANCED SEARCH FILTERS' is set to 1.

14) Click **Search Providers**.

The screenshot shows the search filters section. It includes four dropdown menus: 'HEALTH PLAN' (Traditional Medicaid), 'PROVIDER TYPE' (Specialist), 'ZIP CODE' (78259), and 'DISTANCE FROM ZIP' (30 Miles). Below these is an 'ADVANCED SEARCH FILTERS' section with a blue circle containing the number '1' and a checkbox for 'URGENT CARE ONLY'. At the bottom, there are three buttons: 'Search Providers' (highlighted with a red box), 'Search by NPI', and 'Clear Search'.

15) Search results appear.

The screenshot shows the search results page. At the top, there is a 'Print' button, 'Showing 1 - 10 of 17 Providers', 'Page Number Page 1', and 'Sort By Provider Name'. The results are listed in a table. The first result is highlighted with a red box and shows a provider name, 'Acute Care - Fee-for-Service', 'TX 78168', and '9.2 MILES' with a 'View Map' link. The second result shows 'Acute Care - Fee-for-Service', 'TX 78248', and '6.27 MILES' with a 'View Map' link. The third result shows '10.16 MILES'.

Provider Directory Resources for Managed Care Organizations (MCOs)

Members of MCOs can reference the links below to locate an LBA provider:

- [Aetna Better Health Texas Provider Directory](#)

- [Wellpoint Provider Directory](#)

- [Blue Cross Blue Shield Provider Directory](#)

- [Community First Provider Directory](#)

Note: For the online directory, select the plan and then select “Licensed Behavioral Analyst” under Provider Type. For the Portable Document Format (PDF) version, ABA Providers are listed under Behavioral Health Providers. The online directory has all the providers available in real time.

- [Community Health Choice Provider Directory](#)

- [Cook Children’s Provider Directory](#)

- [Dell Children’s Health Plan Provider Directory](#)

- [Driscoll Health Plan Provider Directory](#)

Note: Links to the PDF version of these directories are in the lower-right corner of the page.

- [El Paso Health Provider Directory](#)

- [FirstCare Health Plan Provider Directory \(swhp.org\)](#)

- [Molina Healthcare Provider Directory](#)

- [Parkland Community Health Plan Provider Directory](#)

- [RightCare Health Plan Provider Directory – RightCare \(swhp.org\)](#)

- [Superior HealthPlan Provider Directory](#)

- [Texas Children’s Health Plan Provider Directory](#)

- [United Health Plan STAR Provider Directory](#)

- [United Health Plan STAR+PLUS Provider Directory](#)

- [United Health Plan STAR Kids Provider Directory](#)

TMHP Contact Center

For help completing the enrollment application or general information regarding provider enrollment, call the TMHP Contact Center at 800-925-9126. The Contact Center is open from 7:00 a.m. to 7:00 p.m., Central Time.