

Medicaid Autism Services

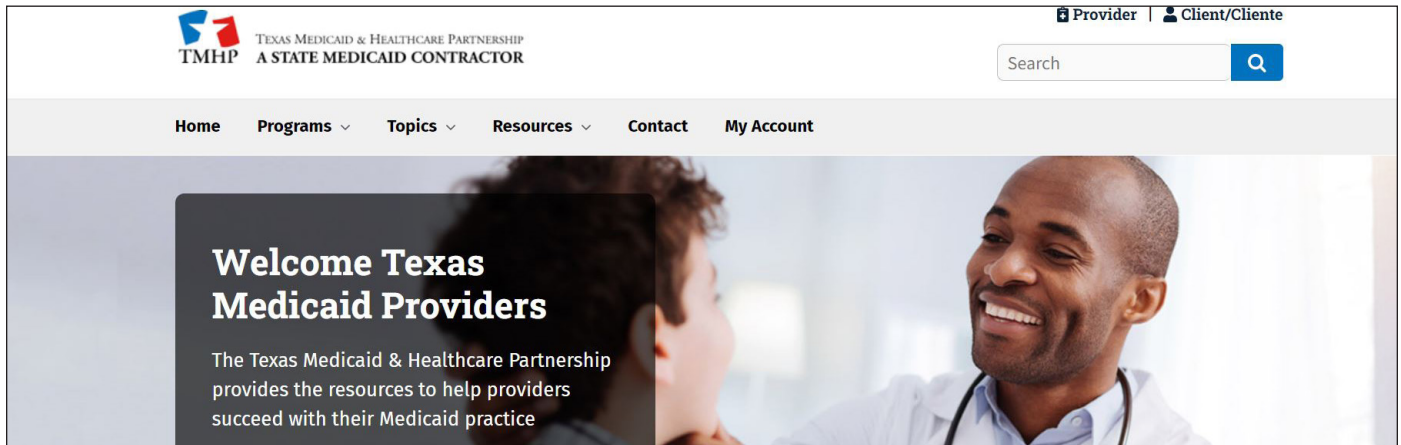
**Licensed Behavior Analyst (LBA) Online
Provider Lookup (OPL) with Texas Medicaid &
Healthcare Partnership (TMHP)**



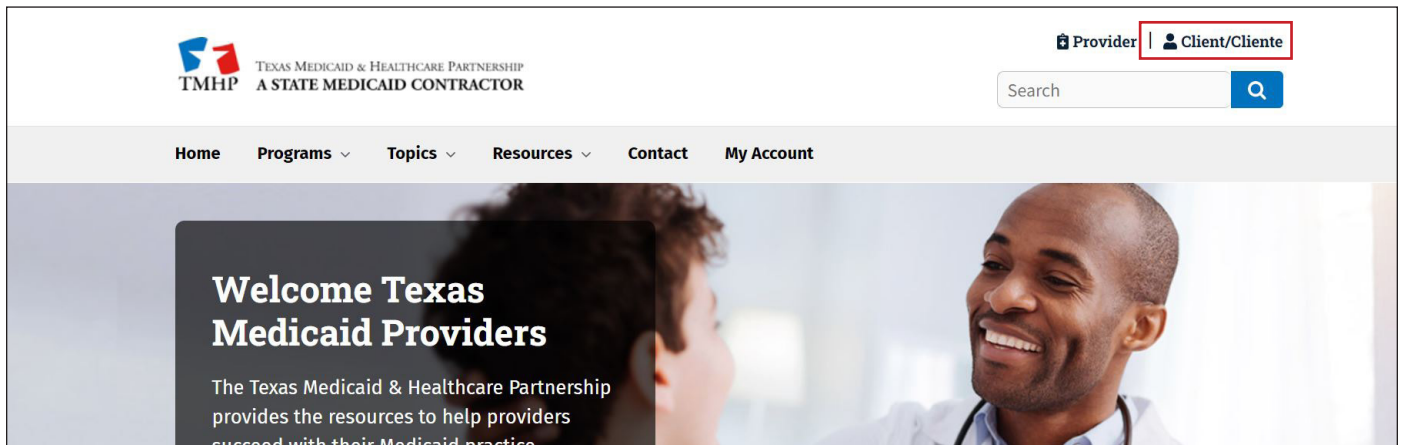
Online Provider Lookup (OPL)

Clients and providers use the TMHP OPL to search provider listings. Search results are based on information entered by the user and include the physical address and contact information for all providers who meet the criteria.

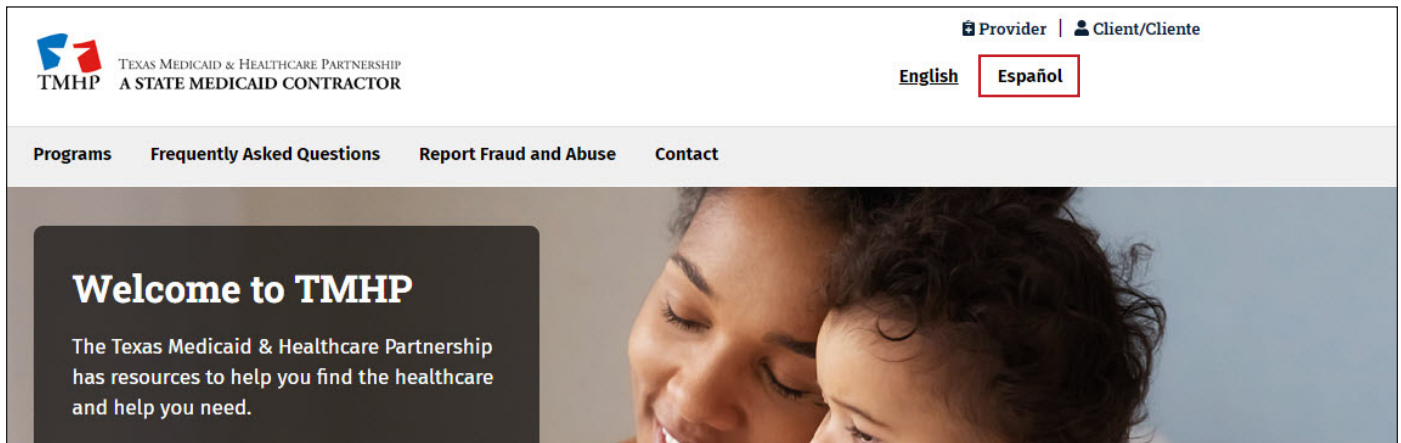
- 1) Go to www.tmhp.com.



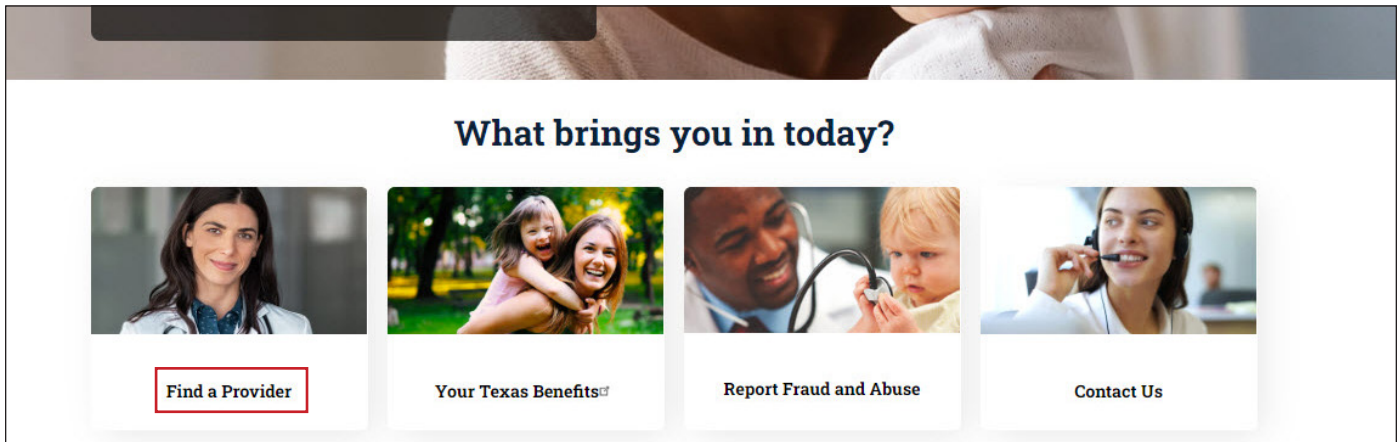
- 2) Click **Client/Cliente**.



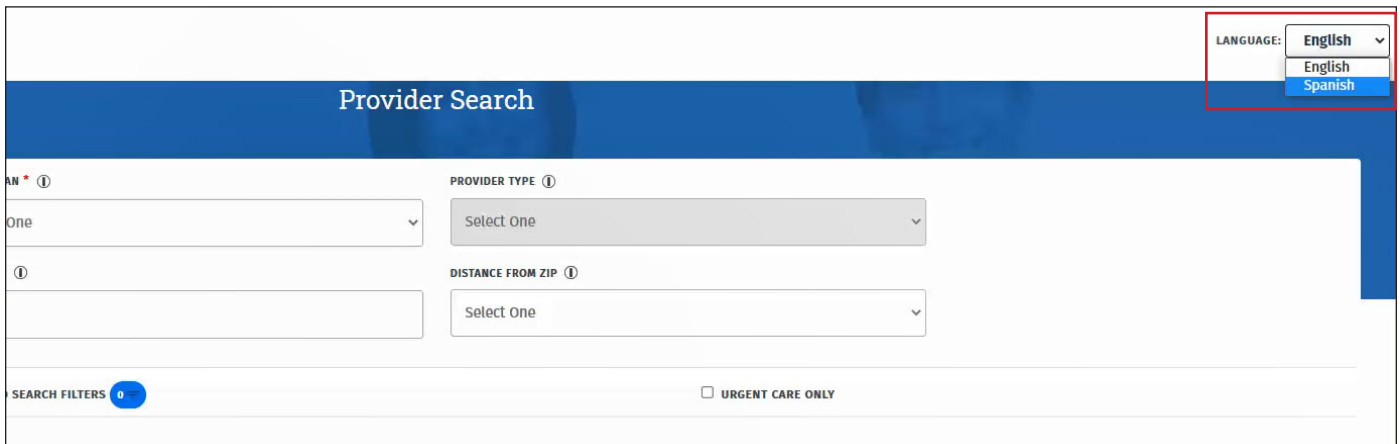
- 3) To view the website in Spanish, click **Español**.



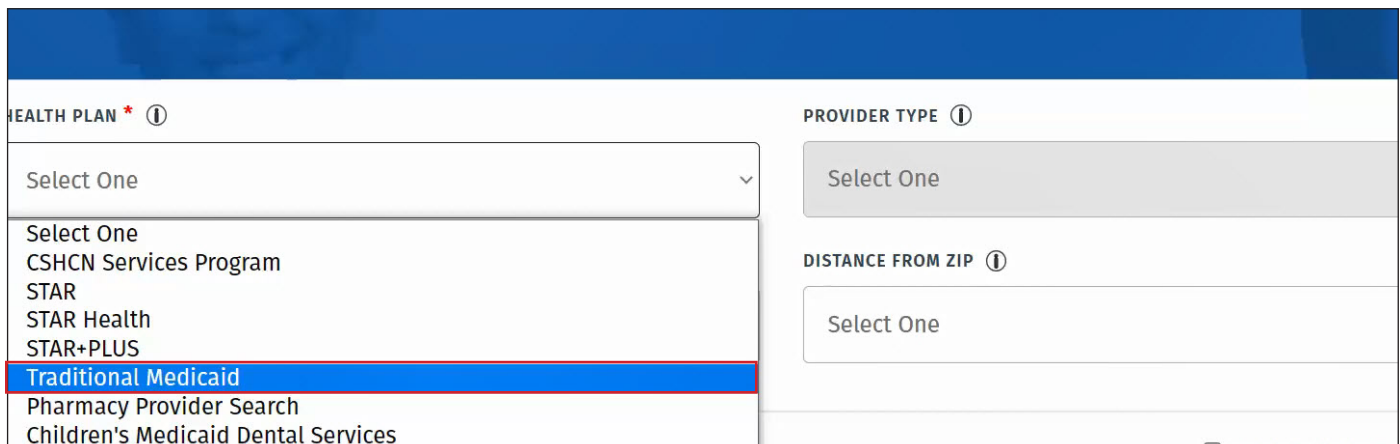
4) Click **Find a Provider**.



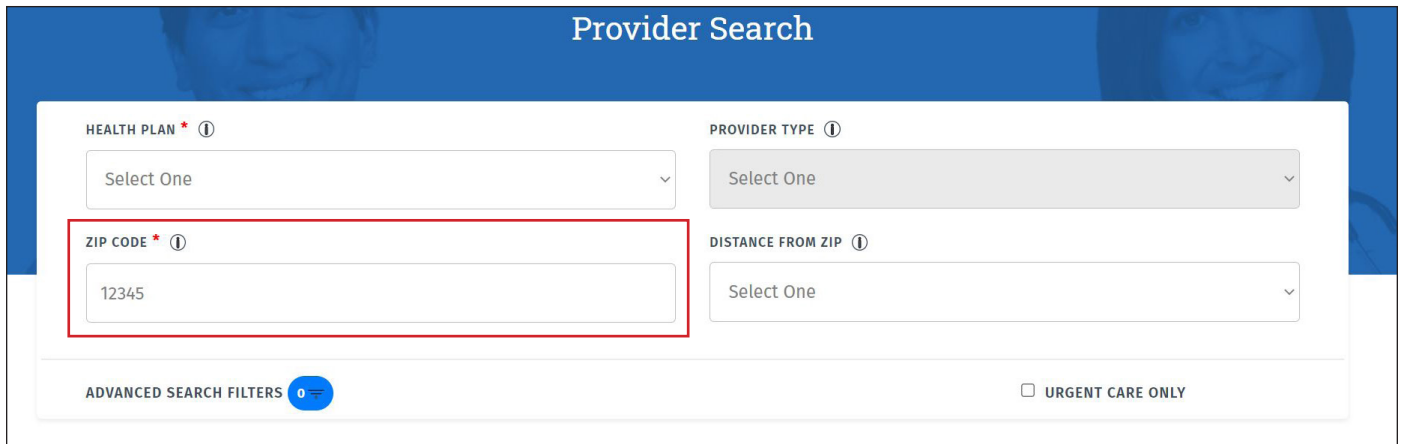
5) To view the OPL in Spanish, select **Spanish** from the Language drop-down box.



6) Select **Traditional Medicaid** from the Health Plan drop-down.

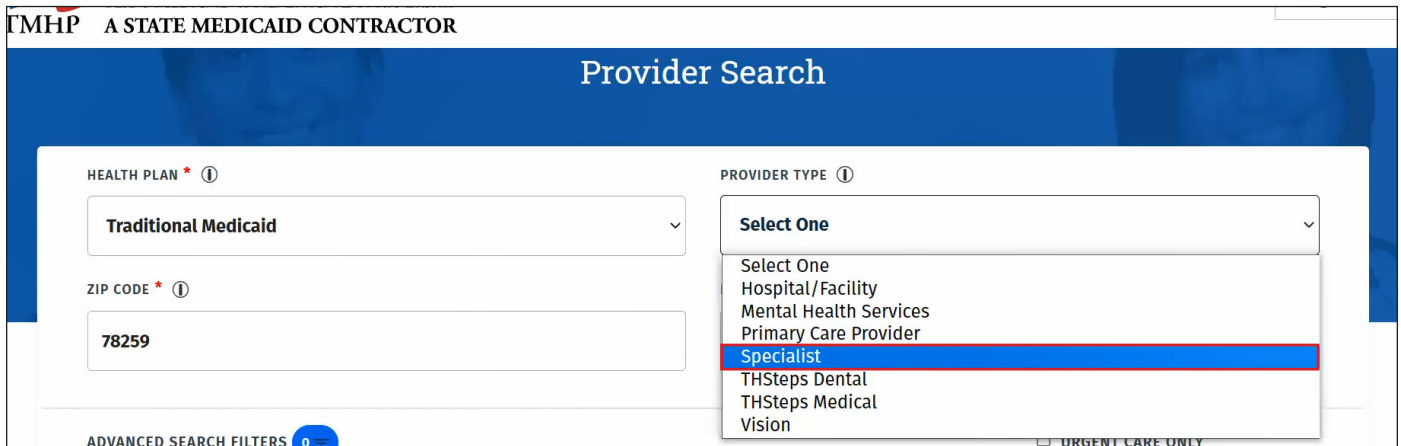


7) Enter the ZIP Code.



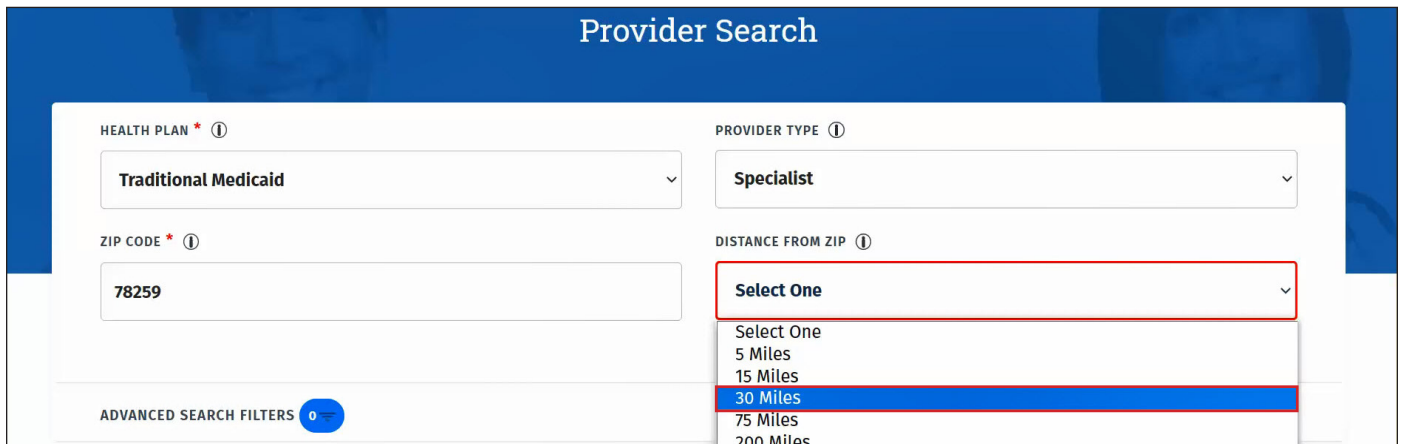
The screenshot shows the 'Provider Search' interface. It features several input fields: 'HEALTH PLAN *' with a dropdown menu set to 'Select One'; 'PROVIDER TYPE' with a dropdown menu set to 'Select One'; 'ZIP CODE *' with a text input field containing '12345', which is highlighted with a red border; and 'DISTANCE FROM ZIP' with a dropdown menu set to 'Select One'. At the bottom, there is an 'ADVANCED SEARCH FILTERS' button with a '0' indicator and an 'URGENT CARE ONLY' checkbox.

8) Select **Specialist** from the Provider Type drop-down.



The screenshot shows the 'Provider Search' interface with the 'PROVIDER TYPE' dropdown menu open. The menu lists several options: 'Select One', 'Hospital/Facility', 'Mental Health Services', 'Primary Care Provider', 'Specialist' (highlighted with a blue bar and a red border), 'THSteps Dental', 'THSteps Medical', and 'Vision'. The other fields remain the same as in the previous screenshot.

9) Select the number of miles from the ZIP Code entered under the Distance From ZIP drop-down.



The screenshot shows the 'Provider Search' interface with the 'DISTANCE FROM ZIP' dropdown menu open. The menu lists several options: 'Select One', '5 Miles', '15 Miles', '30 Miles' (highlighted with a blue bar and a red border), '75 Miles', and '200 Miles'. The other fields remain the same as in the previous screenshot.

10) Click the “Advanced Search Filters” blue button.

The screenshot shows the 'Provider Search' form. It includes fields for 'HEALTH PLAN' (set to 'Traditional Medicaid'), 'PROVIDER TYPE' (set to 'Specialist'), 'ZIP CODE' (set to '78259'), and 'DISTANCE FROM ZIP' (set to '30 Miles'). At the bottom left, the 'ADVANCED SEARCH FILTERS' button is highlighted with a red box. To the right of this button is a '0' in a blue circle. At the bottom right, there is an unchecked checkbox labeled 'URGENT CARE ONLY'.

11) Click **Provider Options**.

The screenshot shows the 'Provider Search' form with the 'Provider Options' menu open. The menu items are 'Provider Options' (with a plus icon), 'Patient Preferences' (with a person icon), 'Additional Options' (with a plus icon), and 'Print' (with a printer icon). The 'Provider Options' item is highlighted with a red box. The background form shows the same search criteria as in the previous screenshot.

12) Select **Licensed behavior analyst** from the Provider Specialty drop-down.

This is a close-up of the 'Provider Options' dialog box. It features two dropdown menus: 'PROVIDER SPECIALTY' and 'PROVIDER SUBSPECIALTY'. The 'PROVIDER SPECIALTY' dropdown is open, showing a list of specialties. 'Licensed behavior analyst' is highlighted with a blue selection bar and a red box. Other visible specialties include 'In-home Hyperalimentation Supplies', 'Independent Laboratory', 'Individual Physical Therapist', and 'Internal Medicine'. The 'PROVIDER SUBSPECIALTY' dropdown is currently set to 'Select One'.

13) Click **Apply Filters**.

The screenshot shows the 'Provider Search' page with a 'Provider Options' modal open. The modal has three sections: 'PROVIDER SPECIALTY' with a dropdown menu showing 'Licensed behavior analyst', 'PROVIDER SUBSPECIALTY' with a dropdown menu showing 'Select One', and 'PROVIDER NAME (Last Name or Company Name)' with a text input field containing 'Enter Provider Name'. At the bottom of the modal, there are three buttons: 'Apply Filters' (highlighted with a red box), 'Clear Filters', and 'Cancel'. In the background, the search filters are visible: 'HEALTH PLAN' is 'Traditional Medicaid', 'ZIP CODE' is '78259', and 'ADVANCED SEARCH FILTERS' is set to 1.

14) Click **Search Providers**.

The screenshot shows the search filters section of the 'Provider Search' page. It includes four filter boxes: 'HEALTH PLAN' (Traditional Medicaid), 'PROVIDER TYPE' (Specialist), 'ZIP CODE' (78259), and 'DISTANCE FROM ZIP' (30 Miles). Below these filters, there is an 'ADVANCED SEARCH FILTERS' indicator showing 1 filter applied and an 'URGENT CARE ONLY' checkbox. At the bottom, there are three buttons: 'Search Providers' (highlighted with a red box), 'Search by NPI', and 'Clear Search'.

15) Search results appear.

The screenshot shows the search results page. At the top, there is a 'Print' button, 'Showing 1 - 10 of 17 Providers', 'Page Number Page 1', and 'Sort By Provider Name'. The results are listed in a table-like format. The first result is highlighted with a red box and includes the following information: 'Acute Care - Fee-for-Service', 'TX 78168', and '9.2 MILES' with a 'View Map' link. The second result is 'Acute Care - Fee-for-Service', 'TX 78248', and '6.27 MILES' with a 'View Map' link. The third result is partially visible, showing '10.16 MILES'.

Provider Directory Resources for Managed Care Organizations (MCOs)

Members of MCOs can reference the links below to locate an LBA provider:

- [Aetna Better Health Texas Provider Directory](#)

- [Wellpoint Provider Directory](#)

- [Blue Cross Blue Shield Provider Directory](#)

- [Community First Provider Directory](#)

Note: For the online directory, select the plan and then select “Licensed Behavioral Analyst” under Provider Type. For the Portable Document Format (PDF) version, ABA Providers are listed under Behavioral Health Providers. The online directory has all the providers available in real time.

- [Community Health Choice Provider Directory](#)

- [Cook Children’s Provider Directory](#)

- [Dell Children’s Health Plan Provider Directory](#)

- [Driscoll Health Plan Provider Directory](#)

Note: Links to the PDF version of these directories are in the lower-right corner of the page.

- [El Paso Health Provider Directory](#)

- [FirstCare Health Plan Provider Directory \(swhp.org\)](#)

- [Molina Healthcare Provider Directory](#)

- [Parkland Community Health Plan Provider Directory](#)

- [RightCare Health Plan Provider Directory – RightCare \(swhp.org\)](#)

- [Superior HealthPlan Provider Directory](#)

- [Texas Children’s Health Plan Provider Directory](#)

- [United Health Plan STAR Provider Directory](#)

- [United Health Plan STAR+PLUS Provider Directory](#)

- [United Health Plan STAR Kids Provider Directory](#)

TMHP Contact Center

For help completing the enrollment application or general information regarding provider enrollment, call the TMHP Contact Center at 800-925-9126. The Contact Center is open from 7:00 a.m. to 7:00 p.m., Central Time.

This document is produced by TMHP Training Services. Contents are current as of the time of publishing and are subject to change. Providers should always refer to the TMHP website for current and authoritative information.